

ELEVATED PRODUCTIVITY

GENIE® SCISSOR LIFTS

TOTAL
WAREHOUSE

www.totalwarehouse.com
833-868-2500



Genie®
A TEREX BRAND

TAKING
YOU **HIGHER**™

Customers Come First

Dedicated to Your Success

Our dedication to taking you higher extends well beyond the physical reach of our products. We thrive on building satisfying customer relationships because you, our customer, are at the center of everything we do.

For more than 50 years, Genie has been developing products to solve worksite challenges – and that process never ends. Our team of product managers and engineers design new products, featuring the latest technology to meet your changing needs. Then, we manufacture those products to stringent standards that increase quality, lower costs and give you an exceptional rental return on investment campital (rROIC).

Genie® slab and rough terrain scissor lifts are the industry solution for increasing aerial worksite productivity. Purpose-built for maneuvering in tight access areas, they're excellent for indoor and outdoor applications that require larger capacities and plenty of platform workspace. We combine competitive lift speeds and full-sized platforms to increase efficiency and reduce cycle times, allowing operators to get to the jobsite and finish working faster.

Providing Superior Value

Our commitment doesn't end with the sale. Our dedicated service teams are available 24 hours a day, 365 days a year to provide support when you need it most. In addition, our extensive parts network ships most parts within 24 hours. Simply put, we're always working to help increase your uptime so you can be more successful.


Genie is driven by one goal: doing the right thing, at the right time for our customers. That's not just what we do; it's who we are. So tell us what you need. We're listening.



TOTAL
WAREHOUSE

www.totalwarehouse.com
833-868-2500

Setting the Standard: Terex Aerial Work Platforms (AWP) manufactures some of the most advanced, highest-valued lift equipment in the industry. Genie® lifts set the standard for performance and durability – not to mention support from people who understand your business.



Elevated Efficiency with Industry-Leading Design

Genie® electric and rough terrain scissor lifts offer you high performance and versatility – boosting worksite productivity. Genie electric scissor lifts are exceptionally mobile, letting you maneuver on tight worksites. Plus, they're productive and efficient, providing increased workspace for larger loads and more workers. Genie rough terrain scissor lifts also enhance productivity by providing exceptional traction, speed and gradeability. They're the perfect machines for big outdoor jobs where platform workspace is critical.

TOTAL
WAREHOUSE

www.totalwarehouse.com
833-868-2500

Genie scissor lifts provide productivity-enhancing speed and gradeability to help you make the most of the equipment on your jobsite.

Maximize Your Productivity

Genie® self-propelled electric scissor lifts are ideal for maneuvering in tight spaces, making them the right equipment choice for indoor and outdoor construction, maintenance and installation applications with firm, level surfaces. These lifts provide excellent capacity and generous platform workspace, with indoor friendly low noise levels.



Compact Maneuverability

All models have front-wheel drive, and most models feature zero inside turning radius for excellent maneuverability in tight spaces.



Easy Service

On-board diagnostics help service technicians troubleshoot on the fly and make adjustments in the field to increase uptime. Swing-out battery and power module trays allow easy access for convenient service.

The Genie slab scissor lift family has been updated with features that enhance reliability, serviceability and performance.



Convenient Operation

Low-emission electric scissor lifts deliver a quiet, convenient solution for sound-sensitive environments like office buildings, shopping malls, hotels, schools and more. Gain access to even loftier jobs with the Genie® GS™-3232 scissor lift, which provides working heights up to 38 ft (11.75 m) while fitting into spaces as narrow as 32 in (81 cm) wide.



Outdoor Functionality

Electric self-propelled scissor lifts offer outdoor functionality on firm, level surfaces, providing accessibility for a wide variety of applications.



Aviation Scissor Lift

The Genie GS-2646 AV scissor lift is built specifically for the aviation industry. A Padded Aircraft Protection Rail (PAR), front entry gate, and powered 5 ft (1.52 m) extension deck, provide an extra level of protection and productivity to meet the needs of the aviation industry.

**TOTAL
WAREHOUSE**

www.totalwarehouse.com
833-868-2500

Electric Models Available

SINGLE-DOOR ACCESS	GS-1530	GS-1930	GS-2032	GS-2632	GS-3232		
DOUBLE-DOOR ACCESS	GS-2046	GS-2646	GS-2646 AV	GS-3246	GS-2669 DC	GS-3369 DC	GS-4047

Designed to Meet Indoor Worksite Demands

The Genie® GS™-4047 self-propelled electric scissor lift is purpose-built to meet the demands of tightly packed, high-rise indoor spaces found in modern tilt-up warehouse construction. This scissor lift carries 550 lb (249 kg) to a maximum working height of 45 ft (13.89 m) and drives at full height. A 24V 300 Ah battery pack offers plenty of power for getting around jobsites and operating a full day of work.



Maneuvering in Restrictive Work Environments

Designed with dual front-wheel drive and a zero inside turning radius, combined with a compact footprint of just 8 ft (2.43 m) long and 47 in (1.19 m) wide stowed for work in tight access areas. A 3 ft (.91 m) extension deck allows workers and tools to maximize the platform workspace.



Easy to Operate

The Genie GS-4047 scissor lift incorporates the SmartLink™ control system, offering operators fully proportional lift and drive for precise positioning. In addition, the Genie SmartLink system allows for improved troubleshooting with easy-to-read and user-friendly machine adjustments.

Working at Full Height

Designed to offer an excellent combination of height and lifting capacity, it is engineered with a centered link stack under the platform provides the operator with a stable feel. The Genie GS-4047 scissor lift has a travel speed of up to 1.9 mph and can handle up to 25% gradient to get up slopes and loading ramps.

Extremely Responsive Braking

It's 4-wheel braking system combines dual rear spring, hydraulically-released brakes with dual front wheel hydraulic dynamic braking, making the unit extremely responsive. The brakes are fully enclosed in steel casing to protect against debris and machine wear.



Options for Electric Self-Propelled Scissor Lifts

GS-1530 GS-1930 GS-2032 GS-2632 GS-3232 GS-2046 GS-2646 GS-3246 GS-4047

Platform	GS-1530	GS-1930	GS-2032	GS-2632	GS-3232	GS-2046	GS-2646	GS-3246	GS-4047
PLATFORM SWING GATE HALF HEIGHT	0	0	0		0				
FOLDING GUARDRAILS WITH PLATFORM HALF HEIGHT SWING GATE	0	0	0	S	S				
FOLDING GUARDRAILS WITH PLATFORM FULL HEIGHT SWING GATE						S	S	S	S
AIR LINE TO PLATFORM	0	0	0	0	0	0	0	0	0
Warning									
MOTION ALARM	S	S	S	S	S	S	S	S	S
AUTOMOTIVE-STYLE HORN	0	0	0	0	0	0	0	0	0
ELECTRONIC HORN	S	S	S	S	S	S	S	S	S
Stability									
AUTOMATIC LEVELING HYDRAULIC OUTRIGGERS					S				
OSCILATING AXLE									
Power									
POWER INVERTER (110 V/60 HZ/800 W)	0	0	0	0	0	0	0	0	0
EE RATING	0	0	0	0	0	0	0	0	0
Tires									
SOLID NON-MARKING TIRES	S	S	S	S	S	S	S	S	S
FOAM FILLED NON-MARKING ROUGH TERRAIN TIRES									
FOAM FILLED LOW PROFILE TURF TIRES									

0 = Option S = Standard



Dual Flashing Beacons

Orange flashing lights warn workers when lift is moving or in operation.



Non-Marking Tires

These hard rubber non-marking tires prevent scuffing floors or picking up debris that could otherwise damage a floor.



Folding Guardrails

Neatly folding guardrails make it easy to maneuver through doorways, into elevators and throughout other height-restricted areas.



Self-Leveling Outriggers

The Genie® GS™-3232 slab scissor lift has a compact, maneuverable design and automatic hydraulic, non-marking, self-leveling outriggers that level the lift on uneven ground — up to 5° side to side — before elevating the platform.

TOTAL
WAREHOUSE
www.totalwarehouse.com
833-868-2500

Boost Your Performance and Power

Genie® rough terrain (RT) scissor lifts are tough, construction-oriented four-wheel drive machines with positive traction control – ideal for increasing productivity in demanding outdoor worksites. They are designed to stand up to the demands of frequent use in diverse conditions.



Speed and Traction

Genie RT scissor lifts are able to traverse through uneven or rough terrain environments more efficiently. They are equipped with four-wheel drive and positive traction control for traction when you need it most. They offer up to 50% gradeability when driving on slopes.



Full Drive Height

The Genie GS™-4069 scissor lift is the world's first 40 ft (12.19 m) full drive height rough terrain scissor lift in its class. The 26 ft (7.93 m) and 33 ft (10.06 m) models are also equipped with this feature, providing outstanding end user uptime while on the jobsite.

TOTAL
WAREHOUSE

www.totalwarehouse.com
833-868-2500

Genie RT models are built for the
rental industry and built to last.

TOTAL
WAREHOUSE
www.totalwarehouse.com
833-868-2500




More Room to Work

These units are ideal for jobs that require greater capacity for more workers, materials and tools. For added workspace, all Genie® RT models come standard with a multi-position slide-out extension deck on the front of the platform. A rear slide-out extension deck can be added to models Genie GS™-3384 models and up. In addition, power to the platform allows workers to use electrically powered tools.



Easy Service

On board diagnostics help operators troubleshoot on the fly and make adjustments in the field to maintain uptime. Plus, slide- or pull-out engine trays allow easy access to components — no need to reach around obstacles inside the machine. Many parts and service procedures are common across the entire Genie scissor lift line for cost-effective parts stocking and maintenance efficiencies.



Rough Terrain Models Available

GS-2669 RT

GS-3369 RT

GS-4069 RT

GS-3384 RT

GS-3390 RT

GS-4390 RT

GS-5390 RT

Best-in-class

Models for Indoor and Outdoor Efficiency

The family of Genie® rough terrain scissor lifts includes fully electric (DC) models to boost jobsite versatility and performance both indoors and outside while representing significant cost savings over diesel powered lifts.

Electric models are speedy, roomy and always ready

The Genie DC line, GS™-2669 DC, GS™-3369 DC and GS™-4069 DC scissor lifts, offers the same range of lifting capacities and terrain-ability as their RT counterparts. The electric drive motor provides emissions-free performance in enclosed buildings – and the drive motors are sealed which helps in reducing maintenance and service costs.

All three come standard with rough terrain tires for moving through dirt, sand and mud, with turf tires as optional. Charge the scissor lifts overnight, and they are ready to go the next morning – always ready when you are to tackle the project.



Electric Models Available

GS-2669 DC

GS-3369 DC

GS-4069 DC

TOTAL
WAREHOUSE

www.totalwarehouse.com

833-868-2500

Options for Rough Terrain Self-Propelled Scissor Lifts

GS-2669 RT/DC
GS-3369 RT/DC
GS-4069 RT/DC
GS-3384 RT
GS-3390 RT
GS-4390 RT
GS-5390 RT

Platform								
DUAL SLIDE-OUT EXTENSION DECK PACKAGE (FRONT & REAR)				0	0	0	0	0
AIR LINE TO PLATFORM	0	0	0	0	0	0	0	0
Warning								
DUAL FLASHING BEACONS	S	S	S	0	0	0	0	0
MOTION ALARM	S	S	S	S	S	S	S	S
Stability								
AUTOMATIC LEVELING HYDRAULIC OUTRIGGERS	0	0	0	0	0	0	0	S
OSCILLATING AXLE	S	S	S		S	0	0	
Power								
2,000 AC WATT GENERATOR (120V/60HZ)	0	0	0	0	0	0	0	0
Engine								
HYDRAULIC OIL COOLER	0	0	0	0	0	0	0	0
DIESEL SCRUBBER/ SPARK ARRESTOR	0	0	0	0	0	0	0	0
COLD START PACKAGES (BY ENGINE TYPE)	0	0	0	0	0	0	0	0
Tanks								
SPARE PROPANE TANK (BY ENGINE TYPE)	0	0	0	0	0	0	0	0
Tires								
NON-MARKING RT TIRE	0	0	0	0	0	0	0	0
HIGH FLOTATION AIR-FILLED TIRES				0	0	0	0	0
HIGH FLOTATION FOAM-FILLED TIRES	0	0		0	0	0	0	0

0 = Option S = Standard



Oscillating axle

The oscillating axle automatically senses the terrain and adjusts the axle position based on ground conditions to maintain stability.



Generator

This built-in hydraulically driven 120V AC generator is available to supply power to the platform for operating tools.



Self-leveling hydraulic outriggers

Save time with the automatic leveling hydraulic outriggers. All four outriggers are designed to automatically deploy simultaneously to ensure the lift is level on uneven ground before elevating the platform.

TOTAL
WAREHOUSE

www.totalwarehouse.com
833-868-2500

Evolving Protective Solutions

Highlighting a new generation in innovative solutions, the Genie® Lift Guard™ Contact Alarm system for Genie GS™ slab scissor lifts and Genie GR™, GRC™ and QS™ vertical masts is an electronic secondary guarding solution designed to activate when an obstruction makes contact with an activation whisker mounted to the lift's platform guardrails, alerting operators, occupants and ground personnel to a potential hazard. The Genie Lift Guard Contact Alarm option for slab scissors and vertical mast lifts will include two activation whiskers — one mounted on the front of the platform and one mounted on the rear.



The Genie Lift Guard Contact Alarm system for slab scissors and vertical mast lifts is designed to activate when an activation whisker is deflected by an obstruction, triggering the limit switch in the base of the assembly. When the system is activated, all machine motion will stop, an alarm will sound and beacons will flash. The operator will be able to continue driving or elevating the platform into the desired working position after

acknowledging the activation system and machine stopped condition. A free-movement zone will exist between the activation whisker and guardrail, to allow mobility for operators and occupants after the system is activated.

A retrofit kit is available to allow for compatibility with Genie Smart Link™ system-enabled scissor lifts and vertical masts produced from 2011-2018.

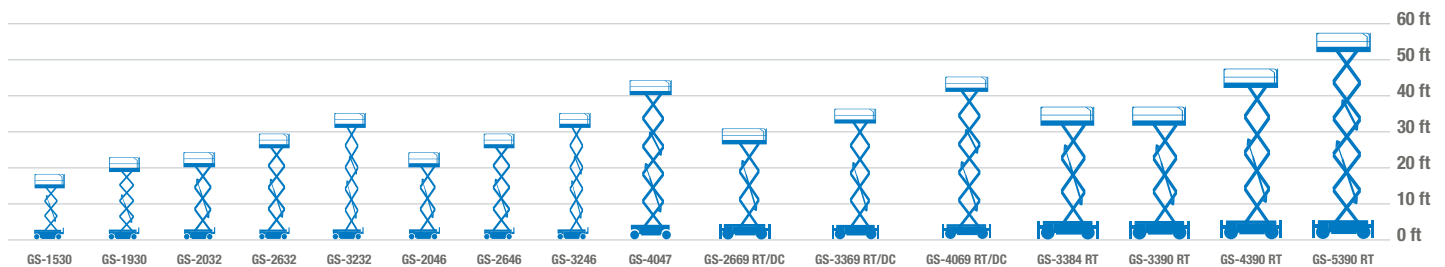
Specifications

Self-Propelled Scissor Lifts

MODEL	WORKING HEIGHT		WIDTH		TURNING RADIUS*		LIFT CAPACITY		GRADEABILITY**
	US	METRIC	US	METRIC	US	METRIC	US	METRIC	
Electric Scissor Lifts									
GS-1530	21 ft	6.57 m	2 ft 6 in	.76 m	5 ft 1 in	1.55 m	600 lb	272 kg	30%
GS-1930	25 ft	7.79 m	2 ft 6 in	.76 m	5 ft 1 in	1.55 m	500 lb	227 kg	25%
GS-2032	26 ft	8.10 m	2 ft 8 in	.81 m	7 ft	2.13 m	800 lb	363 kg	30%
GS-2632	32 ft	9.92 m	2 ft 8 in	.81 m	7 ft	2.13 m	500 lb	227 kg	25%
GS-3232	38 ft	11.75 m	2 ft 8 in	.81 m	7 ft	2.13 m	500 lb	227 kg	25%
GS-2046	26 ft	8.10 m	3 ft 10 in	1.17 m	7 ft 6 in	2.29 m	1,200 lb	544 kg	30%
GS-2646	32 ft	9.92 m	3 ft 10 in	1.17 m	7 ft 6 in	2.29 m	1,000 lb	454 kg	30%
GS-3246	38 ft	11.75 m	3 ft 10 in	1.17 m	7 ft 6 in	2.29 m	700 lb	318 kg	25%
GS-4047	45 ft	13.89 m	3 ft 11 in	1.19 m	7 ft 7 in	2.31 m	550 lb	249 kg	25%
Rough Terrain Scissor Lifts									
GS-2669 RT/DC	32 ft	9.75 m	5 ft 9 in	1.75 m	15 ft 1 in	4.60 m	1,500 lb	680 kg	40% / 35% / 35%
GS-3369 RT/DC	39 ft	11.90 m	5 ft 9 in	1.75 m	15 ft 1 in	4.60 m	1,000 lb	454 kg	35% / 35% / 35%
GS-4069 RT/DC	46 ft	14.02 m	5 ft 9 in	1.75 m	15 ft 1 in	4.60 m	800 lb	363 kg	35% / 35% / 35%
GS-3384 RT	39 ft	12.06 m	7 ft	2.13 m	19 ft 6 in	5.94 m	2,500 lb	1,134 kg	50%
GS-3390 RT	39 ft	12.06 m	7 ft 8 in	2.36 m	17 ft 6 in	5.33 m	2,500 lb	1,134 kg	50%
GS-4390 RT	49 ft	15.11 m	7 ft 8 in	2.36 m	17 ft 6 in	5.33 m	1,500 lb	680 kg	50%
GS-5390 RT	59 ft	18.15 m	7 ft 8 in	2.36 m	17 ft 6 in	5.33 m	1,500 lb	680 kg	40%

*Outside

**Gradeability applies to driving on slopes "with platform stowed," see operator's manual for details regarding slope ratings. Gradeability may vary depending on options installed on machine.



TOTAL
WAREHOUSE

www.totalwarehouse.com
833-868-2500



6464 185th Ave. NE, Redmond, WA 98052


Toll Free in USA/Canada +1 (800) 536-1800 · Telephone +1 (425) 881-1800 · Fax +1 (425) 883-3475

www.genielift.com

Worldwide Manufacturing And Distribution

Australia · Brazil · Caribbean · Central America · China · France · Germany · Italy · Japan · Korea · Mexico
Southeast Asia · Spain · Sweden · United Arab Emirates · United Kingdom · United States

Effective Date: May, 2018. Product specifications and prices are subject to change without notice or obligation. The photographs and/or drawings in this document are for illustrative purposes only. Refer to the appropriate Operator's Manual for instructions on the proper use of this equipment. Failure to follow the appropriate Operator's Manual when using our equipment or to otherwise act irresponsibly may result in serious injury or death. The only warranty applicable to our equipment is the standard written warranty applicable to the particular product and sale and we make no other warranty, express or implied. Terex, Genie, Taking You Higher and other marks are trademarks of Terex Corporation or its subsidiaries. © 2018 Terex Aerial Work Platforms. GPB 3K 0109M. Part No. 109305.



0220805