



# LINDE VNA 5231 TURRET TRUCK

## ACHIEVE MORE IN LESS TIME.

This flexible narrow aisle truck optimizes space utilization across the warehouse. Its remarkable speed, capacity, and lifting height, along with an industry-leading, robust mast, ensure top-notch performance and enduring reliability.

### VNA WAREHOUSES

#### MAXIMIZE CAPACITY AND THROUGHPUT

Handle more goods in less time and less space with less damage.

- ✓ Maximize Your Square Foot
- ✓ Maximize Your Equipment Investment
- ✓ Maximize Your Racking Investment

Aisle Width: 12-14 ft

Pallet Levels: 4

Pallet Positions: 3,400

4 Forklifts: \$200,000

40,000 Sq ft @\$1.20/ft = 50,000 month x 12 months = \$600,000 year

**Total investment for equipment and racking = \$350,000**

**Total cost for space per 5 years = \$600,000 x 5 years = \$3m Total**

**cost per pallet position over 5 years = \$986 PP**

### Traditional Sit-Down or Counterbalance

**36% MORE OF FLOOR SPACE STORING PRODUCT**

Pallet Rack Cost: \$150,000

Aisle Width: 9-10 ft

Pallet Levels: 6

Pallet Positions: 7,500

5 Forklifts: \$300,000

40,000 Sq ft @\$1.20/ft = 50,000 month x 12 months = \$600,000 year

**Total investment for equipment and racking = \$750,000**

**Total cost for space per 5 years = \$600,000 x 5 years = \$3m Total**

**cost per pallet position over 5 years = \$500 PP**

### Narrow Aisle or Reach Trucks

**44% MORE OF FLOOR SPACE STORING PRODUCT**

Pallet Rack Cost: \$450,000

Aisle Width: 6-7ft ft

Pallet Levels: 6

Pallet Positions: 11,000

5 Forklifts: \$900,000

40,000 Sq. ft @\$1.20/ft = 50,000 month x 12 months = \$600,000 year

**Total investment for equipment and racking = \$1,650,000**

**Total cost for space per 5 years = \$600,000 x 5 years = \$3m**

**Total cost per pallet position over 5 years = \$422 PP**

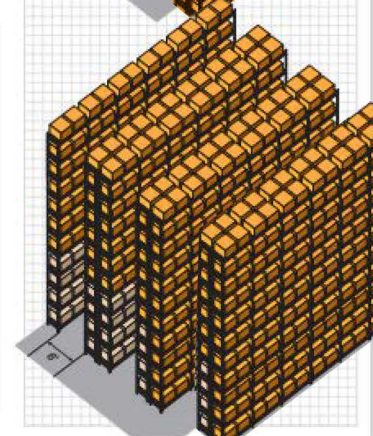
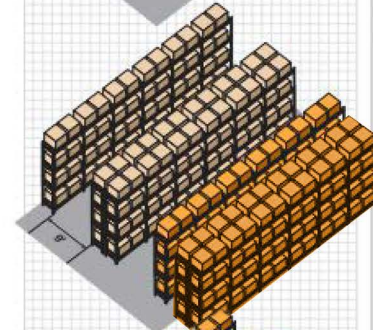
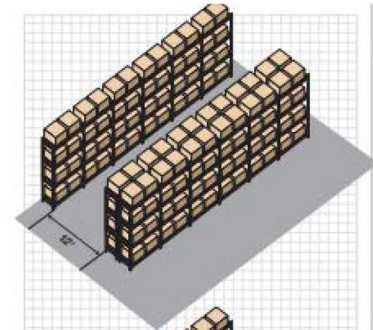
### Linde VNA 5231 Turret Lift Truck

**57% OF FLOOR SPACE STORING PRODUCT**

Pallet Rack Cost: \$750,000

**MAXIMIZE EVERY SQ. FT**

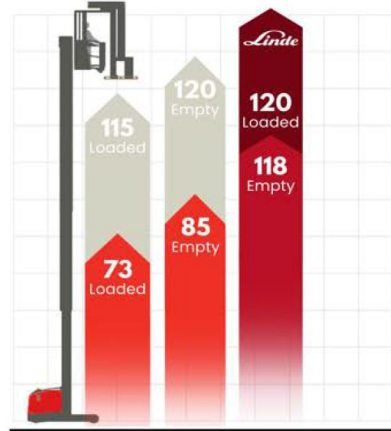
*WHERE SPACE MATTERS*



# Maximize Your Productivity

Lifting a loaded platform is where cycle speed is gained or lost. With the Linde 5231 series, users achieve up to to 41% in lift speed. Add in faster travel, pivot, and traverse speeds, and you get **TOTAL CYCLE PERFORMANCE**.

**Did you know?** Narrow aisle storage provides high storage density, BUT it can strain drivers with multiple storage spots, leading to pallet misplacement. Linde Warehouse Navigation tackles this issue by directing drivers effectively, boosting efficiency in narrow aisle warehouses. To prevent errors and optimize warehouse productivity, anticipate error origins in advance and consistently guide drivers along the most efficient route between two points in the high rack.



## Main Lift Speed (fpm)

Choosing the right equipment makes a world of difference in warehouse efficiency.

## Maximum Travel Speed (mph)

Choosing the right equipment makes a world of difference in warehouse efficiency and worker safety.



## 6 Lindes Do The Work of 7 to 8 Competitor Trucks.

Linde offers a POWERFUL difference. Get more done with a 5231 unit that puts away 1,000 Pallets in and out.



## Pivot & Traverse Speed

Complete a full traverse in 5 seconds and a 180-degree pivot in 6 seconds.


# Greater Efficiency

Choosing the right equipment makes a world of difference in warehouse efficiency and worker safety. When it comes to order picking solutions, two powerful options stand out: the Big Joe JI Joey and the Crown Wave (WAV-50). Each of these work assist vehicles (WAVs) **productivity, and reducing strain**.

Linde gives you up to...  
**18 Percent**  
Increased Productivity

### Here's how to extend your shelf life.

Choosing the right equipment makes a world of difference in warehouse efficiency and worker safety. When it comes to order picking solutions, two powerful options stand out: the Big Joe JI Joey and the Crown Wave (WAV-50). Each of these work assist vehicles (WAVs) **productivity, and reducing strain**.



Model	Linde 5231	Competitor A	Competitor B
<b>VOLTAGE</b>	80V	72V	48V
<b>Battery Size</b>	AA	N/A	42.1 kWh
	A	47.9 kWh	50.3 kWh
	B	59.9 kWh	53.9 kWh
	C	71.9 kWh	64.7 kWh
	D	83.9 kWh	75.5 kWh



***TOTAL***  
**WAREHOUSE**

**GET IN TOUCH TODAY!**

**+1 (833) 868-2500 | [www.TotalWarehouse.com](http://www.TotalWarehouse.com)**